

Camissa Domestic Balanced Fund

March 2025



Portfolio Manager
Gavin Wood
BBusSc, FFA, CFA

Fund objective

This fund aims to significantly outperform the median manager in the domestic retirement fund manager peer group. The fund has a balanced mandate and investments are diversified across equities, bonds and cash. The fund is actively managed and positioned in the best ideas from our bottom-up research process and is Regulation 28 compliant.

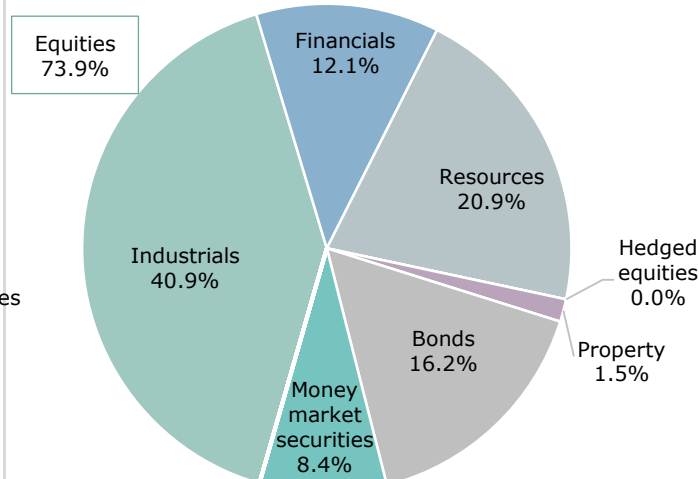
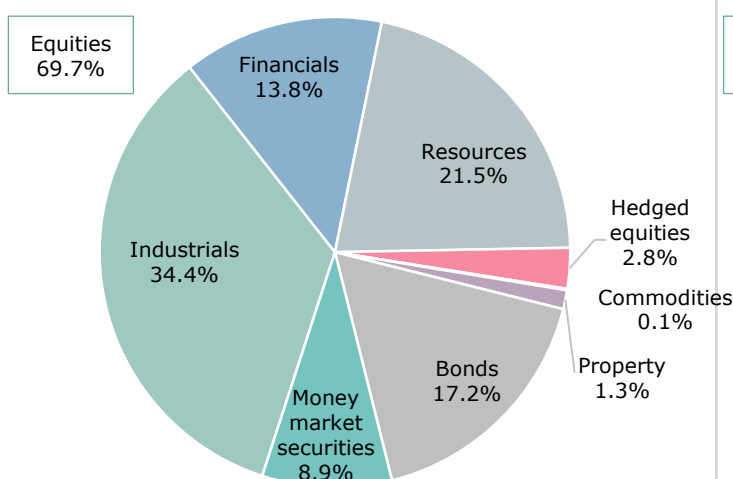
Invest with us

Visit our website www.camissa-am.com
Call Client Service 0800 854 417
Email clientservice@camissa-am.com
Fax 088 021 671 3112

Quarter ended March 2025

Quarter ended December 2024

Asset allocation



Top 10 equity holdings

Prosus/Naspers	11.1%
Anglo Platinum	5.4%
Northam Platinum	5.1%
Datatec	3.8%
MTN	3.7%
FirstRand	3.3%
Omnia	3.2%
Famous Brands	3.0%
Quilter plc	3.0%
Brait	2.9%
Total	44.5%

Prosus/Naspers	13.9%
MTN	6.5%
Anglo Platinum	5.0%
Northam Platinum	3.9%
Omnia	3.9%
Brait	3.8%
Datatec	3.5%
Famous Brands	3.5%
Quilter plc	3.1%
Exxaro	2.8%
Total	49.9%

Key indicators

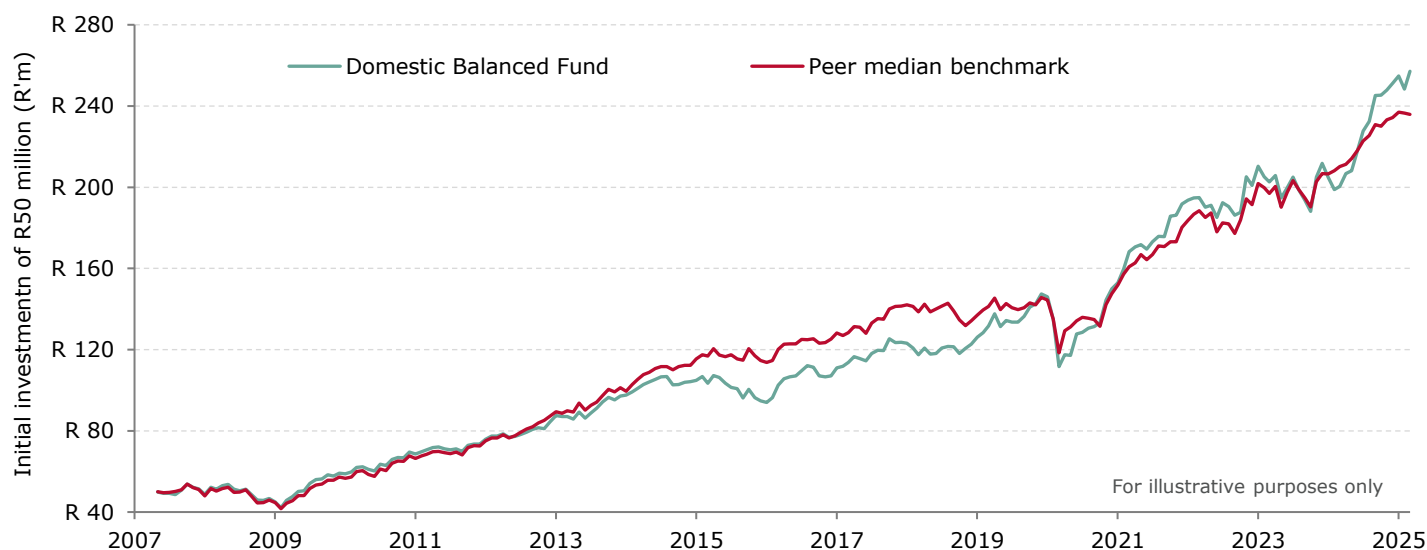
Equity markets (total return)	End of quarter figure
Latest consumer price inflation (CPI % YoY)	3.2%
Repo rate (%)	7.5%
3m JIBAR	7.6%
10-year government bond yield	10.6%
Key asset classes (total return)	Quarterly change
MSCI World Index (USD)	-1.8%
FTSE/JSE All Share Index	5.9%
FTSE/JSE Listed Property Index	-3.5%
BEASSA All Bond Index	0.7%
Commodities and currency	Quarterly change
Platinum (\$/oz)	9.9%
Gold (\$/oz)	19.0%
Rand/US Dollar (USD)	-2.8%

Camissa Domestic Balanced Fund

March 2025



Performance¹



Source: Camissa Asset Management, I-Net

Annualised performance

	Fund	Benchmark ²	Outperformance
1 year	28.3%	17.7%	10.6%
3 years	9.7%	8.4%	1.3%
5 years	18.1%	15.2%	2.9%
10 years	9.5%	7.5%	2.0%
Since inception	9.6%	9.2%	0.4%

¹ Fund performance figures are gross of management fees and Capital Gains Tax and net of Withholding Tax. Calculations are based on a lump sum investment, with income reinvested and all performances are annualised. Please note that market and exchange rate fluctuations may affect the value, price or income of investments. Past performance should not be used as a guide for future performance.

Risk statistics

	Fund	Benchmark ²
Annualised monthly volatility	11.0%	9.7%
Annualised monthly tracking error	5.1%	n/a
Information ratio*	0.1	n/a
Sharpe ratio	0.2	n/a
Maximum gain [#]	46.5%	33.7%
Maximum drawdown [#]	-24.2%	-22.6%
% Positive months	64.2%	64.2%
Beta vs benchmark	1.0	1.0

* Information ratio = $\frac{\text{outperformance}}{\text{tracking error}}$

[#] Consecutive months of change in the same

Benchmark Median return of Alexander Forbes SA Manager Watch: BIV Survey

Fund mandate Prudential regulation compliant domestic balanced fund

Launch date 1 May 2007

Vehicle Pooled and segregated

Fund size R 5.23 billion

Minimum investment No minimum

Camissa Asset Management (Pty) Ltd is a licensed financial services provider (FSP No. 784) and is a voting member of the Association for Savings and Investment SA (ASISA). This information is for general purposes only and does not constitute advice. We recommend that you seek the relevant legal, tax, investment or other professional advice that will enable you to make an informed decision. Additional information regarding our policies for calculating and reporting returns and a complete list and description of our composites is available upon request.